
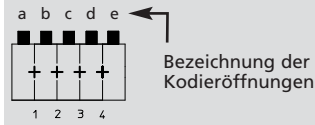


Kodierungen nach RAST 2,5 für Duomodul-Stiftleisten 3541-1
Keyings according to RAST 2.5 for Duomodul pin header 3541-1
Codages suivant RAST 2,5 pour réglette à broches Duomodul 3541-1



3541-1

Für diese Stiftleiste schlägt Lumberg die unten dargestellten Kodierungen vor. Weitere Kodierungen sind auf Anfrage möglich.



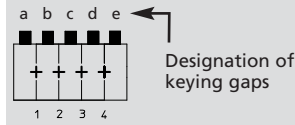
Steckweise indirekt, mit RAST-2,5-Steckverbinder:

Kodierung durch Kodiernasen am Steckverbinder und entsprechende Öffnungen an der Stiftleiste

Alle Zeichnungen in Steckrichtung (*) gesehen

3541-1

For this pin header, Lumberg proposes the keyings listed below. Further keyings are possible on request.



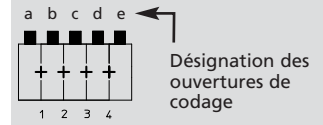
Indirect connection, with RAST 2.5 connector:

Keying by means of keying noses at the connector and matching gaps at the pin header

All drawings in view of mating direction (*)

3541-1

Pour cette réglette à broches Lumberg propose les codages ci-dessous. Autres codages sont possibles sur demande.



Connexion indirecte, avec connecteur RAST 2,5 :

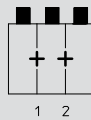
Codage par plots de codage au connecteur et ouvertures correspondantes à la réglette à broches

Tous dessins vus dans le sens d'enfichage (*)

2

2-polig
2 poles
2 pôles

3541-1 02 K00

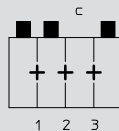


Kodierung/keying/codage: -

3

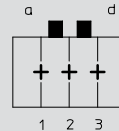
3-polig
3 poles
3 pôles

3541-1 03 K32



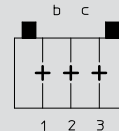
Kodierung/keying/codage: c

3541-1 03 K36



Kodierung/keying/codage: ad

3541-1 03 K38

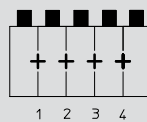


Kodierung/keying/codage: bc

4

4-polig
4 poles
4 pôles

3541-1 04 K00

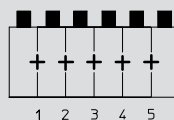


Kodierung/keying/codage: -

5

5-polig
5 poles
5 pôles

3541-1 05 K00

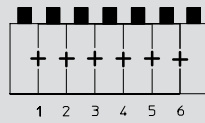


Kodierung/keying/codage: -

6

6-polig
6 poles
6 pôles

3541-1 06 K00

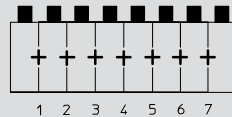


Kodierung/keying/codage: –

7

7-polig
7 poles
7 pôles

3541-1 07 K00

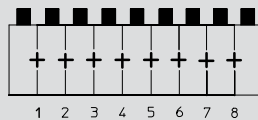


Kodierung/keying/codage: –

8

8-polig
8 poles
8 pôles

3541-1 08 K00

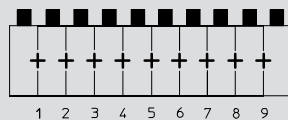


Kodierung/keying/codage: –

9

9-polig
9 poles
9 pôles

3541-1 09 K00

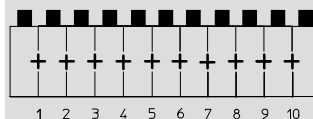


Kodierung/keying/codage: –

10

10-polig
10 poles
10 pôles

3541-1 10 K00



Kodierung/keying/codage: –

11

11-polig
11 poles
11 pôles

3541-1 11 K00

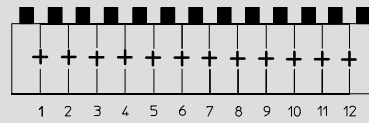


Kodierung/keying/codage: –

12

12-polig
12 poles
12 pôles

3541-1 12 K00

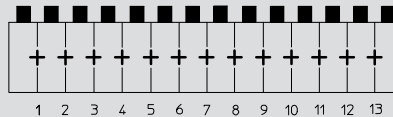


Kodierung/keying/codage: -

13

13-polig
13 poles
13 pôles

3541-1 13 K00

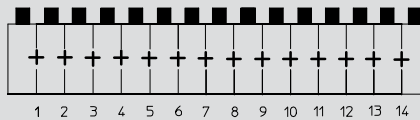


Kodierung/keying/codage: -

14

14-polig
14 poles
14 pôles

3541-1 14 K00

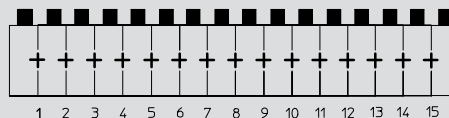


Kodierung/keying/codage: -

15

15-polig
15 poles
15 pôles

3541-1 15 K00

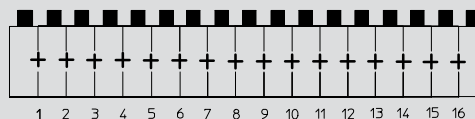


Kodierung/keying/codage: -

16

16-polig
16 poles
16 pôles

3541-1 16 K00

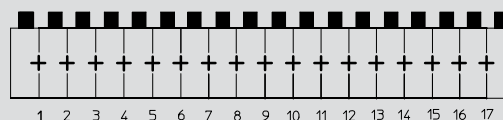


Kodierung/keying/codage: -

17

17-polig
17 poles
17 pôles

3541-1 17 K00

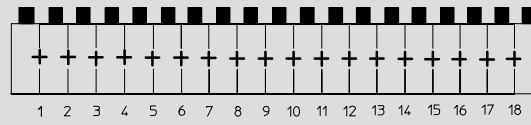


Kodierung/keying/codage: -

18

18-polig
18 poles
18 pôles

3541-1 18 K00

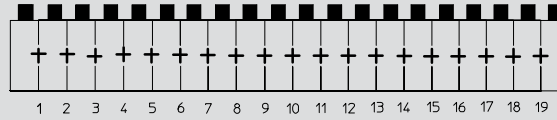


Kodierung/keying/codage: –

19

19-polig
19 poles
19 pôles

3541-1 19 K00

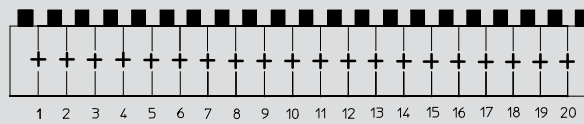


Kodierung/keying/codage: –

20

20-polig
20 poles
20 pôles

3541-1 20 K00



Kodierung/keying/codage: –